

**Part Number**  
60-104833-93X

**Coverstock**  
Activator® Hybrid – 6 Reactive  
Color: Blue / Black / Silver Pearl  
Hardness: 76-78  
Glow Engraving

**Factory Finish**  
1000 – Abralon Finish

**Core Dynamics @ 16lbs**  
RG Max: 2.513  
RG Min: 2.463  
RG Diff: 0.050  
Average RG: 2.6 of 10

**Performance**  
Hook Potential: 140  
Length: 75  
Typical Breakpoint Shape: 65

**Available Weights**  
12-16 Pounds

Hook Potential: Low (10)  High (175)

Length: Early (25)  Long (235)

Breakpoint Shape: Smooth Arc (10)  Angular (100)

Flare Potential: Low (0.0)  High (0.060)

RG-Average: Center Heavy (1) 

*Brunswick's International Series* has been developed specifically for Asian markets using core and coverstock systems that provide Asian bowlers with a range of equipment that matches up to typical Asian lane conditions. The looks of International Series balls are also adapted to Asian tastes making the International Series completely customized for Asian bowlers. Available only through International Distributors.

### Reaction Characteristics

The **Red Alert Grande** brings a new Mix to the coverstock on the International Zone line of balls. This is the first time we are combing Activator Solid and Activator Pearl to create a Hybrid coverstock. By blending the Original Inferno and the Ultimate Inferno together we get the Hybrid **Red Alert Grande**.

### Response Time

To understand the International Zone Coverstocks better we will be using a 1-10 number scale system after the coverstock name to describe **Response Time**. Response Time is how fast or slow the ball changes direction when it encounters friction. The Higher the number the Faster the ball will change direction similar to Skid/Snap. The Lower the number the Slower the ball will change direction similar to Smooth Arc.

### Utility – Red Alert Grande

•**Out of the box:** With its smooth 1000 Abralon Finish the **Red Alert Grande** is an ideal ball for medium to oily lane conditions.

•**When Shined:** Using Brunswick's **Factory Finish High Gloss Polish** or **Rough Buff**, the total hooking action of the **Red Alert Grande** can be reduced and the arc made more skid/snap. Both polishes reduce hooking action in the oil and increase reaction on dry back-ends. The **Rough Buff** provides a moderate amount of change and the **High Gloss Polish** a greater amount of change. To duplicate the **Rough Buff Factory Finish** start with 220-grit on the ball surface and apply the **Rough Buff Polish**. To duplicate the **High Gloss Factory Finish** start with 400-grit on the ball surface and apply the **High Gloss Polish**.

### Reaction Setup – Red Alert Grande

The **Red Alert Grande** can be drilled using the standard drilling techniques developed for two-piece balls, see the included drilling instructions for reaction characteristics and layout details.

### Maintaining Your Ball Reaction

Brunswick recommends the following procedures to maintain and restore your Brunswick ball's reaction characteristics:

- Clean your Brunswick ball with **Brunswick Remove All** or similar ball cleaner after every use to reduce oil absorption.
- If you think your Brunswick ball has lost some of its "Out of the Box" reaction, restore the ball to its original factory finish listed on the product information sheet. This is especially important for balls that are highly sanded or polished. Sand to 400-grit then use **Brunswick's Factory Finish High Gloss Polish** to restore the original factory finish on high gloss polish balls. Sand to 220-grit then use **Brunswick's Factory Finish Rough Buff** to restore the original factory finish on rough buff balls. For dull balls, wet sand with the sandpaper listed on the product information sheet.
- If there is a visible track on your ball have your Pro shop use a Haas or similar resurfacing machine to remove the track then restore the ball to its original factory finish. This service is available, for a fee, at many Pro Shops.
- If after restoring the original factory finish you feel your Brunswick ball has still lost some of its hooking action, remove the oil from the ball by gently warming it with either the **Revivor** or **Rejuvenator** Pro Shop devices that have been designed for this purpose. This service is available, for a fee, at many Pro Shops. Brunswick's testing has shown that by combining the restoration of the factory finish, resurfacing of the track and oil removal your Brunswick ball can maintain its original "Out of the Box" reaction for hundreds of games.
- Absorbent materials sold by other bowling ball manufactures to remove oil can also be used on Brunswick bowling balls. Information to date seems to indicate that absorbent materials have a more limited ability to remove oil than warming, so you may be disappointed with results on heavily oil soaked balls.



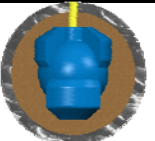



**Note:** Oil soaked balls tend to traction less in the oil and respond less to the dry boards on the lane. If you are matching-up using an oil soaked ball on wet/dry or broken down lane conditions, removing the oil from the ball will significantly change your match-up and possibly create undesirable over reactions.

### Ball Comparisons

Want to compare the performance of this ball to other Brunswick balls? Go to our website at [www.brunswickbowling.com](http://www.brunswickbowling.com). Click on **Balls**, then click on **Pro Shop Information**. This page contains a link to the **Brunswick Ball Comparison Chart**. This chart allows you to see, at a glance, the performance of all Brunswick balls relative to each other, defined by their **Hook Potential** and **Arc Characteristics**. There's even an essay to help explain and guide you through the chart.

### Lightweight Engineering

At Brunswick the unique core shape of each individual ball is used for all weights from 12 to 16 pounds. This approach to lightweight ball engineering is unique in the industry and provides bowlers with consistent ball reaction characteristics across this weight range. This approach also allows Pro Shops to drill lighter weight balls using the same layout techniques as heavier balls with confidence that the lighter ball doesn't need special drilling instructions due to the core shape being different.

Weight	16#	15#	14#	13#	12#	11#
Core Shape						
RG-max.	2.513	2.529	2.576	2.660	2.686	2.771
RG-min.	2.463	2.479	2.527	2.615	2.641	2.769
RG-diff.	0.050	0.050	0.049	0.045	0.045	0.002

For the most up to date Product Line Information go to [www.brunswickbowling.com](http://www.brunswickbowling.com)