

# Brunswick® BVP™ Punisher - Reactive

## Part Number

60-104227-93X

## Coverstock

N'Control PowerBoost

Color: Blue Pearl / Silver Pearl

Hardness: 76-78

Glow Engraving

## Factory Finish

High Gloss Factory Finish

## Core Dynamics @ 16#

RG Max: 2.580

RG Min: 2.536

RG Diff.: 0.044

Average RG: 4.6

## Performance

Hook Potential: 90

Length: 135

Typical Breakpoint Shape: 95

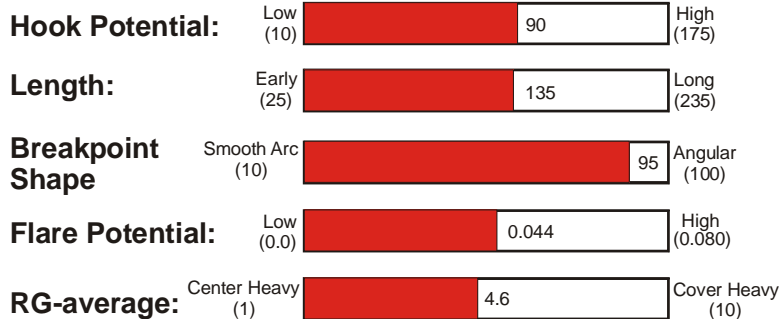
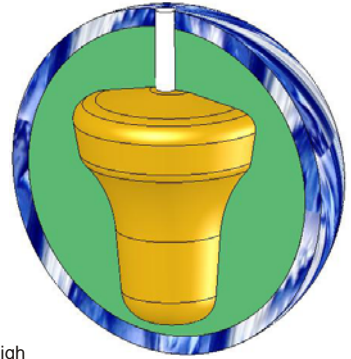
Chart Position: J - 7

## Available Weights

10-16 Pounds

# BVP

# PUNISHER



## BVP – Brunswick Value Performance – Exceptional Value and Great Performance

The Brunswick BVP™ and Monster™ ball lines are engineered to provide the widest available range of reactions at the popular moderate price point. This line-up allows any bowler to find the ball performance they're looking for at a price they can afford.

## Technology – Skid/Snap Power

The **BVP Punisher** combines the inverted bell core introduced in the BVP Nemesis and BVP Goliath with a new reactive coverstock, *N'Control PowerBoost*, to create a medium hook potential ball that delivers a very strong skid/snap arc characteristic.

The combination of the new *N'Control PowerBoost* coverstock with the medium-RG BVP inverted bell core creates more length in the oil than previous Brunswick balls with medium hook potentials. This exceptional length characteristic helps the **Punisher** save reaction for the back-end, allowing it to match up well on medium and drier fresh lane conditions. The **Punisher** is also an excellent go-to ball when the heads have broken down and higher hook potential balls are reacting too soon on the lane.

The new *N'Control PowerBoost* coverstock gives the **Punisher** strong back-end recovery with good entry angle into the pocket on medium volume patterns when other balls are arcing up too soon and are flat on the back-end. While most medium hook potential balls struggle when encountering carrydown, the **Punisher** bites through it and still delivers pin punishing power.

## Reaction Characteristics

- Out of the Box:** With its High Gloss Polish finish the **BVP Punisher** will match up well on medium-dry to dry conditions.
- When dulled:** The **BVP Punisher** hooking action will increase and its arc will become more even, creating a better match-up for oily lane conditions and help blend the over/under reactions seen on wet/dry lane conditions.

For the most up to date Product Line Information go to [www.brunswickbowling.com](http://www.brunswickbowling.com)

## Drilling & Layouts

The **Punisher** can be drilled using the standard drilling techniques developed for two-piece symmetric core balls. See the included drilling instructions for reaction characteristics and layout details.

## Maintaining Your Ball Reaction

Brunswick recommends the following procedures to maintain and restore your Brunswick ball's reaction characteristics:

--Clean your Brunswick ball with **Brunswick Remove All** or similar ball cleaner after every use to reduce oil absorption.

--If you think your Brunswick ball has lost some of its "Out of the Box" reaction, restore the ball to its original factory finish listed on the product information sheet. This is especially important for balls that are highly sanded or polished.

Use **Brunswick's Factory Finish High Gloss Polish** to restore the original factory finish on highly polished balls. For dull balls, wet sand with the sandpaper listed on the product information sheet.

--If after restoring the original factory finish you feel your Brunswick ball has still lost some of its hooking action, remove the oil from the ball by gently warming it with either the **Revivor** or **Rejuvenator** Pro Shop devices that have been designed for this purpose. This service is available, for a fee, at many Pro Shops. Brunswick's testing has shown that by combining the restoration of the **factory finish** with **oil removal** your Brunswick ball can maintain its original "Out of the Box" reaction for hundreds of games.






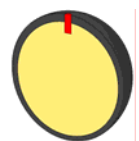
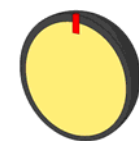
**Note:** Oil soaked balls tend to traction less in the oil and respond less to the dry boards on the lane. If you are matching-up using an oil soaked ball on wet/dry or broken down lane conditions, removing the oil from the ball will significantly change your match-up and possibly create undesirable over reactions.

## Ball Comparisons

Want to compare the performance of this ball to other Brunswick balls? Go to our web site at [www.brunswickbowling.com](http://www.brunswickbowling.com). Click on **Balls**, then click on **Pro Shop Information**. This page contains a link to the **Brunswick Ball Comparison Chart**. This chart allows you to see, at a glance, the performance of all Brunswick balls relative to each other, defined by their **Hook Potential** and **Arc Characteristics**. There's even an essay to help explain and guide you through the chart.

## Lightweight Engineering

At Brunswick the unique core shape of each individual ball is used for all weights from 12 to 16 pounds. This approach to lightweight ball engineering is unique in the industry and provides bowlers with consistent ball reaction characteristics across this weight range. This approach also allows Pro Shops to drill lighter weight balls using the same layout techniques as heavier balls with confidence that the lighter ball doesn't need special drilling instructions due to the core shape being different.

Weight	16#	15#	14#	13#	12#	11#	10#
Core Shape							
RG-max.	2.580	2.593	2.609	2.628	2.670	2.771	2.802
RG-min.	2.536	2.549	2.565	2.584	2.634	2.769	2.800
RG-diff.	0.044	0.044	0.044	0.044	0.036	0.002	0.002

For the most up to date Product Line Information go to [www.brunswickbowling.com](http://www.brunswickbowling.com)