


Information Sheet

Command Zone

Specifications

Part Number	60-103044
Coverstock	N-Control Powerstock Reactive
Surface finish	Shiny
RGmax	2.599
RGmin	2.547
RGdiff	0.052
RGavg	5.0
Track Flare Potential	10.0
Hook Potential	19.5-11.5
Length	4.5
Backend	12

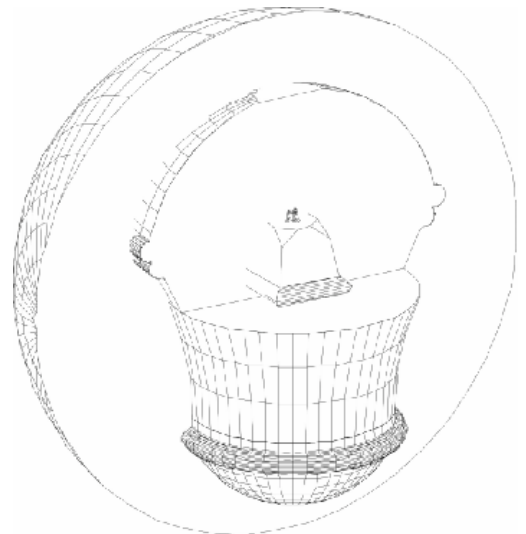


Reaction Characteristics

Introducing the "Command Zone" featuring the new "N'Control" coverstock. N'Control represents a significant advancement in Reactive Coverstock Technology. N'Control is similar to the original N'Control through the front part of the lane but significantly stronger mid-lane and backends. N'Control is much cleaner through the front part of the lane than the PowrKoil 18 coverstock which was used on many of the Zone balls, while at the same time being stronger on the backend and having a higher hook potential. N'Control takes reactive technology to the next level with a more skid/snap arc and higher hook potentials than previous reactive coverstocks.

Drilling Information

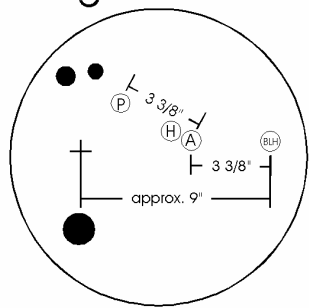
All weights of the Command Zone can be drilled using the techniques developed for two-piece balls. See Brunswick's "Seven Popular Layouts" for detailed drilling information. The revolutionary performance characteristics of Reactive™ allow the pro shop to fully utilize layout choices to create desired reactions. Due to the strength of the Reactive™ material stronger release players would be advised to use layouts 4-7 on the seven popular layouts sheet. For average release players that desire a ball reaction more like a "cranker", layouts 1-3 will produce very strong reactions if their release generates a fair amount of side roll, even if they don't have a lot of revs.



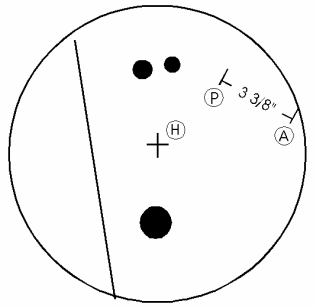
SEVEN POPULAR LAYOUTS

MAXIMUM
TRACK FLARE
HIGH
REACTIVITY

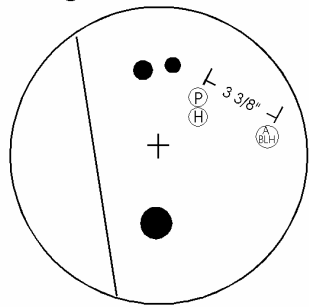
1-Leverage Pin with 9" hole



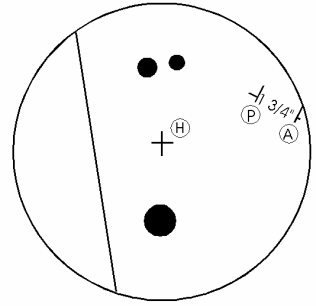
2-Leverage Pin-heavy spot toward grip center



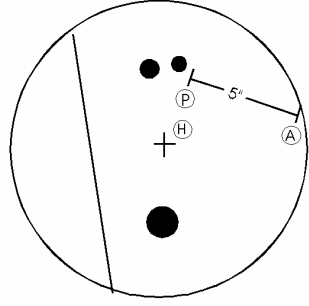
3-Leverage Pin with Axis hole



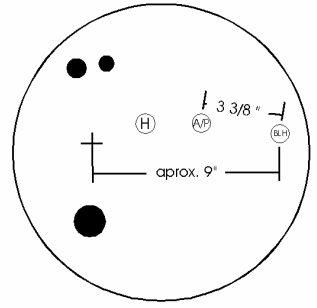
5-Pin between Axis and Leverage



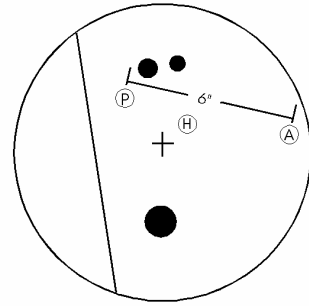
4-Positive label shift



6-Axis Pin with 9" hole



7-Negative label shift



MINIMUM
TRACK FLARE
LOW
REACTIVITY

(P) = Pin (H) = Heavy Spot (A) = Axis (BLH) = Balance hole