

Brunswick® Radical Inferno® - Octane™ Reactive

**RADICAL
INFERNO**



OCTANE
COVERSTOCK

Part Number
60-104644-93X

Coverstock
Octane Reactive 3-color
Blue/Yellow/Chrome Pearl
Hardness: 76-77

Factory Finish
High Gloss Polish
Available Weights
12-16 Pounds

Core Dynamics @ 16#

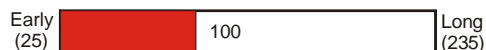
RG-max: 2.513
RG-min: 2.463
RG-diff: 0.050
Average RG: 2.6

Performance
Hook Potential: 135
Length: 100
Typical Breakpoint
Shape: 95

Hook Potential:



Length:



Breakpoint Shape



Flare Potential:



RG-average:



Technology

The Radical Inferno is the first ball to take full advantage of Brunswick's new Urethane casting machine. The machine is part of a custom built "State-of-the-Art" room full of high-tech equipment that incorporates enhanced control over processing parameters. This machine includes a sensor system that monitors temperatures, pressures and flow rates at every important point in the casting process. Our new mixing head is multi-color and particle capable. This all new system allows the Brunswick R&D team the unprecedented ability to fine tune bowling ball performance.

Octane Coverstock

Our new Urethane casting machine has enabled Brunswick to produce a new class of Reactive coverstock. **Octane** coverstock is the result of 3 years of Research and Development into both materials technology and Urethane processing parameters. The same meticulous screening of materials that produced the Activator coverstock family has now resulted in Octane. Improved back-end traction with a sharper breakpoint, Octane is a perfect complement to the Activator coverstock balls known for their early revving ball reaction.

Reaction Characteristics

The **Radical Inferno** is in the **highly angular** ball reaction class with a high traction breakpoint that is sharp, powerful and continuous. With its high gloss polish surface the Radical Inferno gets down the lane and through the heads with ease. What is unique about the Radical is its ability to make a sharp, continuous turn to the pocket with more traction at the breakpoint. Our ball test group has commented at length about their ability to keep their speed up with the Radical Inferno, without the ball losing traction down lane in heavy oil or heavy carrydown. The Radical is the best they have ever seen in a highly polished Brunswick ball.

Utility

- Out of the Box:** With its High Gloss Polish finish the **Radical Inferno** will match up well on medium-dry to medium-oily conditions.
- When dulled:** The **Radical Inferno** hooking action will increase and its arc will become more even, creating a better match-up for oily lane conditions and help blend the over/under reactions seen on wet/dry lane conditions. The testing program for the Radical Inferno has identified two favored surface finishes. One is the Factory Finish High Gloss Polish that is being used on the Radical. The other is a dull, but very smooth surface typical of Scotch Bright White Pad or Abralon grits of 1000 or greater. If you bowl on a lane condition where your Radical Inferno goes too long and struggles to make a strong backend move, Brunswick strongly recommends that you remove the polish from the ball with a burgundy Scotch Bright pad, or similar aggressive abrasive, then use the Grey and White Scotch Bright pads, or the 500 & 1000 grit Abralon pads to create a dull, but very smooth surface finish.

Brunswick® *Radical Inferno*® - Octane™ Reactive

Maintaining Your Ball Reaction

Brunswick recommends the following procedures to maintain and restore your Brunswick ball's reaction characteristics:

- Clean your Brunswick ball with **Brunswick Remove All** or similar ball cleaner after every use to reduce oil absorption.
- If you think your Brunswick ball has lost some of its "Out of the Box" reaction, restore the ball to its original factory finish listed on the product information sheet. This is especially important for balls that are highly sanded or polished. Sand to 400-grit then use **Brunswick's Factory Finish High Gloss Polish** to restore the original factory finish on high gloss polish balls. Sand to 220-grit then use **Brunswick's Factory Finish Rough Buff** to restore the original factory finish on rough buff balls. For dull balls, wet sand with the sandpaper listed on the product information sheet.
- If there is a visible track on your ball have your Pro shop use a Haas or similar resurfacing machine to remove the track then restore the ball to its original factory finish. This service is available, for a fee, at many Pro Shops.
- If after restoring the original factory finish you feel your Brunswick ball has still lost some of its hooking action, remove the oil from the ball by gently warming it with either the **Revivor** or **Rejuvenator** Pro Shop devices that have been designed for this purpose. This service is available, for a fee, at many Pro Shops. Brunswick's testing has shown that by combining the restoration of the factory finish, resurfacing of the track and oil removal your Brunswick ball can maintain its original "Out of the Box" reaction for hundreds of games.
- Absorbent materials sold by other bowling ball manufactures to remove oil can also be used on Brunswick bowling balls. Information to date seems to indicate that absorbent materials have a more limited ability to remove oil than warming, so you may be disappointed with results on heavily oil soaked balls.






Note: Oil soaked balls tend to traction less in the oil and respond less to the dry boards on the lane. If you are matching-up using an oil soaked ball on wet/dry or broken down lane conditions, removing the oil from the ball will significantly change your match-up and possibly create undesirable over reactions.

Ball Comparisons

Want to compare the performance of this ball to other Brunswick balls? Go to our website at www.brunswickbowling.com. Click on **Balls**, then click on **Pro Shop Information**. This page contains a link to the **Brunswick Ball Comparison Chart**. This chart allows you to see, at a glance, the performance of all Brunswick balls relative to each other, defined by their **Hook Potential** and **Arc Characteristics**. There's even an essay to help explain and guide you through the chart.

Lightweight Engineering

At Brunswick the unique core shape of each individual ball is used for all weights from 12 to 16 pounds. This approach to lightweight ball engineering is unique in the industry and provides bowlers with consistent ball reaction characteristics across this weight range. This approach also allows Pro Shops to drill lighter weight balls using the same layout techniques as heavier balls with confidence that the lighter ball doesn't need special drilling instructions due to the core shape being different.

Weight	16#	15#	14#	13#	12#	11#	10#
Core Shape						Not Available	Not Available
RG-max.	2.513	2.529	2.576	2.641	2.710		
RG-min.	2.463	2.479	2.527	2.592	2.633		
RG-diff.	0.050	0.050	0.049	0.049	0.047		

For the most up to date Product Line Information go to www.brunswickbowling.com