

# Brunswick® *BVP Ambush™ - Particle*

## Part Number

60-104499-93X

## Coverstock

Low Load Particle  
Color: Black Pearl  
Hardness: 76-78  
Glow Engraving

## Factory Finish

High Gloss Polish

## Core Dynamics @ 16#

RG Max: 2.585  
RG Min: 2.541  
RG Diff.: 0.044  
Average RG: 4.7

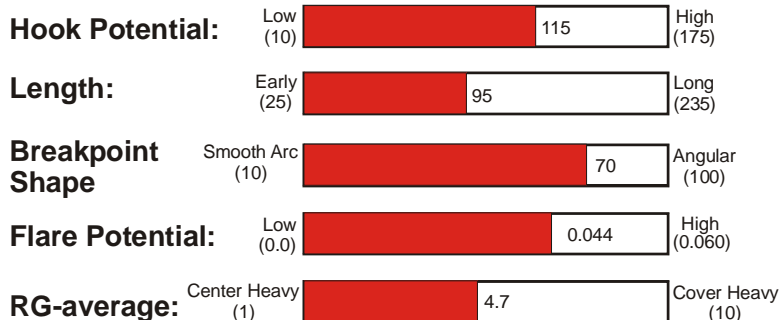
## Performance

Hook Potential: 115  
Length: 95  
Typical Breakpoint Shape: 70  
Chart Position: N14

## Available Weights

10-16 Pounds

*BVP*  
**AMBUSH**



## ***BVP – Brunswick Value Performance – Exceptional Value and Great Performance***

The Brunswick BVP™ series has been developed to provide the widest range of reactions available at the popular mid-price point. The BVP series provides any bowler the ball performance they're looking for at a price they can afford.

## ***Technology***

The ***BVP Ambush*** features a Pearlized Low Load Particle coverstock. Known for mid-lane recovery with controlled and continuous breakpoints, the Brunswick low load particle ball reaction has been a favorite for many types of bowlers on both **high scoring house shots** and more demanding **sport lane conditions**.

The BVP Ambush's version of the low load particle coverstock is an updated version of the same coverstock made popular by the Fuze Eliminator, Danger Zone Pro HPD and Navy Quantum. The BVP version includes a hint of pearl in addition to the particles. The Ambush's Low load particle coverstock delivers more traction in the oil and more gradual reaction to the driest parts of the lane than pure reactive coverstocks.

**On typical house shots** the BVP Ambush's low load particle coverstock helps smooth over reactions to the driest parts of the lane creating a smoother but more predictable ball reaction that many bowlers prefer.

**On more demanding sport shots** the BVP Ambush's low load particle coverstock increases mid-lane traction helping to create mid-lane recovery and improve the skid/roll/hook ball transition when reactive coverstock balls are going too long .

## ***Utility***

•**Out of the Box:** With its High Gloss Polish finish the BVP Ambush will match up well on medium-dry to medium-oily lane conditions.

•**When dulled:** The BVP Ambush's hooking action will increase and its arc will become more even, creating a better match-up for oily lane conditions and help blend the over/under reactions seen on wet/dry lane conditions.

## ***Reaction Setup***

The BVP Ambush can be drilled using the standard drilling techniques developed for two-piece balls, see the included instructions for reaction characteristics and layout details.

The BVP Ambush is finished with ***Brunswick's Factory Finish High Gloss Polish***. To bring your BVP Ambush back to its original factory finish sand the surface to 400-grit then use Brunswick's ***Factory Finish High Gloss Polish***. Available from your local Pro Shop.

For the most up to date Product Line Information go to [www.brunswickbowling.com](http://www.brunswickbowling.com)

# Brunswick® *BVP Ambush - Particle*

## *Maintaining Your Ball Reaction*

Brunswick recommends the following procedures to maintain and restore your Brunswick ball's reaction characteristics:

- Clean your Brunswick ball with **Brunswick Remove All** or similar ball cleaner after every use to reduce oil absorption.
- If you think your Brunswick ball has lost some of its "Out of the Box" reaction, restore the ball to its original factory finish listed on the product information sheet. This is especially important for balls that are highly sanded or polished. Sand to 400-grit then use **Brunswick's Factory Finish High Gloss Polish** to restore the original factory finish on high gloss polish balls. Sand to 220-grit then use **Brunswick's Factory Finish Rough Buff** to restore the original factory finish on rough buff balls. For dull balls, wet sand with the sandpaper listed on the product information sheet.
- If there is a visible track on your ball have your Proshop use a Haas or similar resurfacing machine to remove the track then restore the ball to its original factory finish. This service is available, for a fee, at many Pro Shops
- If after restoring the original factory finish you feel your Brunswick ball has still lost some of its hooking action, remove the oil from the ball by gently warming it with either the **Revivor** or **Rejuvenator** Pro Shop devices that have been designed for this purpose. This service is available, for a fee, at many Pro Shops. Brunswick's testing has shown that by combining the restoration of the factory finish, resurfacing of the track and oil removal your Brunswick ball can maintain its original "Out of the Box" reaction for hundreds of games.
- Absorbent materials sold by other bowling ball manufactures to remove oil can also be used on Brunswick bowling balls. Information to date seems to indicate that absorbent materials have a more limited ability to remove oil than warming, so you may be disappointed with results on heavily oil soaked balls.






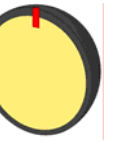

**Note:** Oil soaked balls tend to traction less in the oil and respond less to the dry boards on the lane. If you are matching-up using an oil soaked ball on wet/dry or broken down lane conditions, removing the oil from the ball will significantly change your match-up and possibly create undesirable over reactions.

## *Ball Comparisons*

Want to compare the performance of this ball to other Brunswick balls? Go to our web site at [www.brunswickbowling.com](http://www.brunswickbowling.com). Click on **Balls**, then click on **Pro Shop Information**. This page contains a link to the **Brunswick Ball Comparison Chart**. This chart allows you to see, at a glance, the performance of all Brunswick balls relative to each other, defined by their **Hook Potential** and **Arc Characteristics**. There's even an essay to help explain and guide you through the chart.

## *Lightweight Engineering*

At Brunswick the unique core shape of each individual ball is used for all weights from 12 to 16 pounds. This approach to lightweight ball engineering is unique in the industry and provides bowlers with consistent ball reaction characteristics across this weight range. This approach also allows Pro Shops to drill lighter weight balls using the same layout techniques as heavier balls with confidence that the lighter ball doesn't need special drilling instructions due to the core shape being different.

Weight	16#	15#	14#	13#	12#	11#	10#
Core Shape							
RG-max.	2.585	2.598	2.614	2.633	2.675	2.776	2.807
RG-min.	2.541	2.554	2.570	2.589	2.639	2.774	2.805
RG-diff.	0.044	0.044	0.044	0.044	0.036	0.002	0.002

For the most up to date Product Line Information go to [www.brunswickbowling.com](http://www.brunswickbowling.com)